



District Report Card: 2017


State: Punjab	District: Hoshiarpur
Class: 5	Subject: Language
Schools: 61	Students: 782


Participation/Coverage


Students

<div>GENDER</div> <div></div>	Boys				Girls			
	Number		%		Number		%	
	394		50.38		388		49.62	

<div>AREA</div> <div></div>	Rural				Urban			
	Number		%		Number		%	
	585		74.81		197		25.19	

<div>CATEGORY</div> <div></div>	SC		ST		OBC		GEN	
	Number	%	Number	%	Number	%	Number	%
	422	53.96	15	1.92	171	21.87	174	22.25

<div>CWSN</div> <div></div>	LD	VI	HI	S&LD	ID	Oth
	1	0	0	0	2	0

<div>Management</div> <div></div>	Government			Government-aided		
	Number		%	Number		%
	698		89.26	84		10.74

Average Performance of Students in Language (%)

Overall	Gender		Area		Management		Social Group			
	Male	Female	Rural	Urban	Govt.	Aided	SC	ST	OBC	GEN
53.61	54.23	52.97	54.53	50.86	54.53	45.95	54.34	38.22	51.66	55.06

Performance on Learning Outcomes (LOs)

Learning Outcomes	Description	Average Performance(%)
L504	Reads and comprehends independently storybooks, news items/ headlines, advertisements etc.	44.81
L508	Reads text with comprehension, locates details and sequence of events	58.01

Range of Performance of Students who Answered Correctly							
Below 30%		30% - 50%		50% - 75%		Above 75%	
Number	%	Number	%	Number	%	Number	%
147	18.80	196	25.06	284	36.32	155	19.82

Lowest Performing Learning Outcomes (LOs)

- 1 - Reads and comprehends independently storybooks, news items/ headlines, advertisements etc. (44.81)
- 2 - Reads text with comprehension, locates details and sequence of events (58.01)